



CH.BMHP.I.GDD.4

Pass Through Bain Marie Hot Cupboard

Heated

Island with Double Gantry & Heat Lamps



Product Code:

CH	= Culinaire Heated
BMHP	= Bain Marie Hot Cupboard - Pass Through
I	= Island
GDD	= Double Shelf Gantry - 2 Tier Heated
4	= 4 Modules

Optional Extras:

Radius Well
- Add **R** to code CH.BMHP.IR.GDD.4
(If Required, must be nominated at time of order)

Work Shelf CA.WS.4

Accessories:

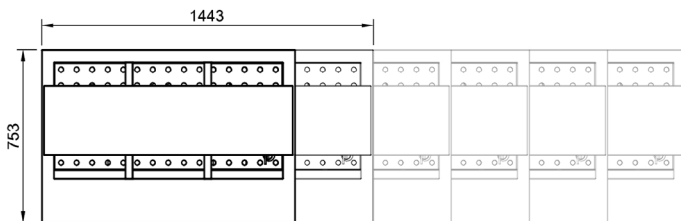
Cross Pan Dividers
- To suit smaller GN pans CA.PXS

Technical Data:

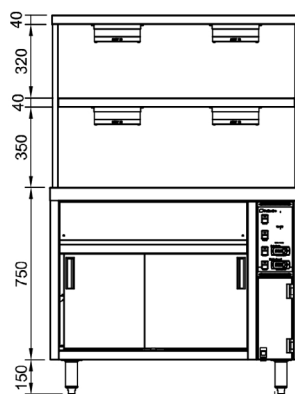
Dimensions: W x D x H: 1443 x 753 x 1650
 Total Connected Load: 6.6kW
 Electrical Connection: 240V 3Ø + N + E
 Phase 1 Connection:
 Phase 2 Connection:
 Phase 3 Connection:
 Water Connection: 15mm
 Waste Connection: 50mm

Product Information:

- Unit comes complete with CH.BMHP.U bain marie hot cupboard plus island bench top and double overhead heated gantry fully fitted and wired. Gantry is welded to bench top
- Adjustable digital temperature controller allows food to be held between +65°C to +90°C (food must be heated above 65°C before being placed in the bain marie or hot cupboard)
- Wet or dry operation to bain marie (temperature varies greatly when run dry, should not be left unattended for long periods of time)
- Hot cupboard features a fan forced heating system which offers energy efficiency, faster heat up times and even heat distribution
- Bain marie suits gastronorm pans up to 150mm deep (sold separately)
- Gantry constructed from 304 grade stainless steel with a No.4 finish
- 2 tier overhead gantry comes in either single heated (GDB - heat lamps to bottom level) or double heated (GDD - heat lamps to top and bottom levels)
- Overhead Quartz IR heat lamps provide heat and illumination to the product below
- Individual On/Off switches to operate bain marie and overhead gantry heat lamps
- Overhead heat lamps are fully adjustable via a solid-state voltage controller for accurate temperature selection
- Stainless steel work shelf fitted to fold down brackets can be added as an optional extra at the time of ordering. This item is factory fitted at the time of manufacture

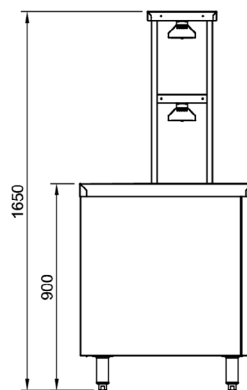


Plan View



Front Elevation

121 - Connections



End Elevation



Proudly Manufactured in Australia

Due to continuous product research and development, the information contained herein is subject to change without notice

Manufactured By:

Tom Stoddart Pty Ltd. ABN 16 009690251
 39 Forest Way, Karawatha 4117 Queensland Australia
 Tel : +61 7 3440 7600 Fax : +61 7 33441000
 Web site: www.stoddart.com.au

